



FIREFIGHTING PRODUCT CATALOGUE
scottyfire.com

SCOTTY FIREFIGHTER HISTORY

1989



Water Thief

1992



Air Aspirating Nozzles

1993



Hand Pump

1987



3 Way Valve

1999



Around the Pump

2001



Gel Kit

2003



Alpha Backpack

2012



Fog Nozzle

2024



Rescue Wrench

2025



Delta Backpack

PROUDLY
MADE IN
CANADA
SINCE 1989



CANADA

UNITED STATES

SCOTTY FIREFIGHTER IS LOCATED ON VANCOUVER ISLAND, BRITISH COLUMBIA



SCOTTY FIREFIGHTER CHALLENGE COIN

CONTENTS

BACKPACKS

Delta Backpack
Alpha Backpack
Backpack Accessories
Water Hand Pump

4
8
10
11

FOAM SYSTEMS

Foam Eductor Backpack Systems
Foam Applicator Kits
Foam-Fast
Foam Eductors
Foam Mixing Systems

12
14
15
16
18

NOZZLES

Penetrator, Smooth Bore &
Revolver Multi-Flow Nozzle
Aspirating Foam Nozzles
Fog Straight Stream Nozzles

20
21
22

GEL

Fire Gel Kits

23

WRENCHES

Hydrant, Spanner, Drum & Pail
All in One Rescue Wrench

24
25

ADAPTERS, CONNECTORS & VALVES

Water Thief
3-Way Valves
Pistol Grip Ball Shut Off
Squall Wall
Quarter Turn Quick Connect
Adapters, Connectors & Reducers

26
26
27
28
28
29

FIREFIGHTING EXTRAS

3/4" Forestry Hose Winder
Rope Throw Bag
Tablet & Phone Holder

30
30
31

SCOTTY FIREFIGHTER

2065 Henry Ave West
Sidney, British Columbia
Canada V8L 5Z6

Phone 250 656 8102
Toll Free 1 800 214 0141
Fax 250 656 8126
Email info@scottyfire.com

scottyfire.com   

DELTA BACKPACK

Engineered for the toughest environments, the Delta Backpack is a mission-critical tool for professionals on the front lines. Built with durability, comfort, and efficiency in mind, this backpack provides the perfect balance of gear storage, hydration support, and ergonomic design for extended operations in remote conditions. Whether you're building firelines, patrolling, or conducting mop-up operations, this backpack delivers performance you can count on when every second matters.



BACKPACKS

DELTA BACKPACK INDIVIDUAL PARTS

- 4002D Delta Backpack
- 4062 5' hose with quick connect
- 4000 Water Hand Pump
- F-WATERSCOOPDELTA Water Scoop

DELTA BACKPACK COMPLETE SYSTEM

- 4000-DELTA Delta Backpack, Water Hand Pump, 5' hose





Backpack has a capacity of 6 gal (23 L).
Dimensions (empty) 22" H x 12" W.
Weighs approximately 54lbs (24.7 kg) when full.



ALPHA BACKPACK

Manufactured from strong polyester fabric, protected by a thermo polymer. Backpack has a capacity of 5 gallons (19 L). Dimensions (empty) 25" H x 16.5" W. It weighs approximately 40lbs (18.2 kg) when full.

1" WIDE CARRY HANDLE ON TOP OF THE BACKPACK

WATER HAND PUMP

4" FILLING OPENING
INCLUDES REMOVABLE
DEBRIS SCREEN

3/4" GHT HOSE CONNECTION

BACKPACKS

ALPHA BACKPACK COMPLETE SYSTEM

4000-BP
Alpha backpack, water hand pump, 5' hose

ALPHA BACKPACK INDIVIDUAL PARTS

4002A
Alpha Backpack
4062
5' hose with quick connect
4000
Water Hand Pump

5' HOSE WITH QUICK CONNECT

3" WIDE PADDED
SHOULDER STRAPS

STERNUM STRAP

CLIP FOR HAND
PUMP STORAGE

WATER HAND PUMP

BACKPACK ACCESSORIES



4003 3 GPM ASPIRATING NOZZLE

Aspirating nozzle for generating great foam bubble structure. Fits all Scotty Firefighter hand pumps. Standard 3/4" GHT. Effective reach of stream 25' (7.6 m). Made of corrosion proof, glass fibre filled nylon.



4004-YF ROCKET NOZZLE

Adjustable nozzle produces super fine jet stream and a full cone fog spray. Standard 3/4" GHT. Flows at 1.25 GPM in straight stream. Effective reach of stream 30' (9 m) Jet, 15' (4.5 m) full cone. Will retrofit on all past Scotty Firefighter hand pumps. High visibility fluorescent yellow. Made of corrosion proof, glass fibre filled nylon.



4062 5' HOSE WITH QUICK CONNECT

Reinforced 5' black hose with Quick Connect and 3/4" female GHT fitting. Connects the backpack to the hand pump.



HAND PUMP & BACKPACK ACCESSORIES



4000SERV-CC PUMP SERVICE KITS

Includes two Check-Valve-Cartridges (CVCs), two 3/4" GHT Gaskets and an O-Ring for the pump piston. The CVCs that come with each hand pump can be easily removed from the Hand Pump for cleaning or replacement. To replace the CVCs, use the exploded view diagram on each hand pump label or the instruction sheet in each Service Kit.



4000 WATER HAND PUMP

Single action pump with a brass inner chamber and piston rod. Outer pump sleeve made from super tough, engineering-grade polymer making it durable and lightweight. Includes new check valve Cartridge system. Adjustable nozzle produces a super fine straight stream and a full cone fog spray. Effective reach of stream 30' (9 m) straight stream, 15' (4.5 m) full cone fog spray. All hose thread connections are 3/4" GHT. Lightest firefighting hand pump available, weighs only 22 oz. (0.6 kgs). Total length is 26" (66 cm).

4002FILL-NPSH 4002FILL-NHT BACKPACK FILL STATION

Provides a quick and easy method to refill Backpacks. Installs on any 1 1/2" water outlet. Connects to the pickup hose of any Scotty Backpack (3/4" GHT). Consists of a 1 1/2" Water Thief Tee, Double Female Connector (NPSH, NHT or BSP), 6' hose and Quick Connect shut off.

SCOTTY FIREFIGHTER HAS BEEN HELPING FIGHT FIRES SINCE 1989

FOAM SYSTEMS

FOAM EDUCTOR BACKPACK SYSTEMS

With portable foam systems, every fire hose line becomes a foam line. For versatility and flexibility, Scotty has four different flow rates.

ALL UNITS INCLUDE

- Backpack with 5 gallon capacity
- Foam pickup hose with shut off valve Quick Connector
- Aspirating or fog/straight stream Nozzle with matching Foam Eductor
- D-Handle shut off with Pistol Grip ball shut off, 1½" NPSH, NH or BSP threads

NOZZLE COMBINATIONS COMPLETE SYSTEMS

4020BP15	15 GPM - 57 l/min
4025BP30	30 GPM - 114 l/min
4030BP50	50 GPM - 190 l/min
4037FBP70	70 GPM - 256 l/min



4030BP50 BACKPACK

Backpack, 4' hose and eductor with aspirating nozzle



4064 OPTIONAL VARIABLE CHECK VALVE

The Eductor Backpack systems can be fitted with the 4064 Variable Check valve Foam Control Unit. This extra option gives the operator the ability to control the foam percentage being educted. The presets are OFF, .5%, 1% and 3%. Custom settings are available, please call 1 800 214 0141 for details.



4037FBP70 BACKPACK

Backpack, 4' hose and eductor with fog/straight stream nozzle



FOAM SYSTEMS



FOAM APPLICATOR KITS

4075 & 4074
FOAM APPLICATOR KIT
FOR 1½" HOSE LINES

Designed as an end of the line hose attachment. Provides fast and easy delivery of Class A or Class B (AFFF) foams. Standard fixed education rates of 1% or 3% (if specified). Ideal for applications in many environments; Fire Departments, Industrial Facilities, Storage Facilities, Marinas, Aircraft Hangars, etc. Manufactured from glass reinforced nylon for strength and durability.

4075-15	15 GPM
4075-30	30 GPM
4075-50	50 GPM
4075-70	70 GPM
4074	1.3 G (5L) Container

4075V
FOAM APPLICATOR
KIT WITH VARIABLE
PERCENTAGE CHECK VALVE
FOR 1½" HOSE LINES

Same specs as the Standard 4075 but with the added capability to change the foam percentage. The Variable Check valve can be set to OFF, 0.5%, 1% or 3%. Custom settings are available.

4075-15V	15 GPM
4075-30V	30 GPM
4075-50V	50 GPM
4075-70V	70 GPM

4075-3 & 8
FOAM APPLICATOR KITS
FOR ¾" GHT HOSE LINE

Ideal for economical use of water without sacrificing fire fighting effectiveness. Great for use in situations where there are water limitations. Both 3 GPM and 8 GPM kits operate with a pressure of 40 PSI or greater.

4075-3	3 GPM
4075-8	8 GPM

FOAM SYSTEMS

4010
FOAM-FAST SYSTEMS

Simple and effective method of deploying Foam-Fast wetting agent onto a fire scene. To operate, open the inlet side of the mixing chamber, insert a Foam-Fast cartridge, reseal the inlet end cap, attach to a supply hose and spray Class A foam.

The foam cartridge will dissolve into the water flow and emerge through the Aspirating Nozzle. Foam-Fast cartridges are produced by Perimeter Solutions, makers of Phos-Chek® Foam. Available in multiple flow rates (see below) for ¾" GHT and 1½" NH, NPSH or BSP threaded hose lines.

4010CART12



4010 FOAM-FAST

4010 Foam Fast units are comprised of: A mixer, a pistol grip ball shut off and a 15, 30 or 50 GPM nozzle, uses 12" cartridges. Available in 1½" NHT, NPSH or BSP thread type.

4010-15	15 GPM
4010-30	30 GPM
4010-50	50 GPM

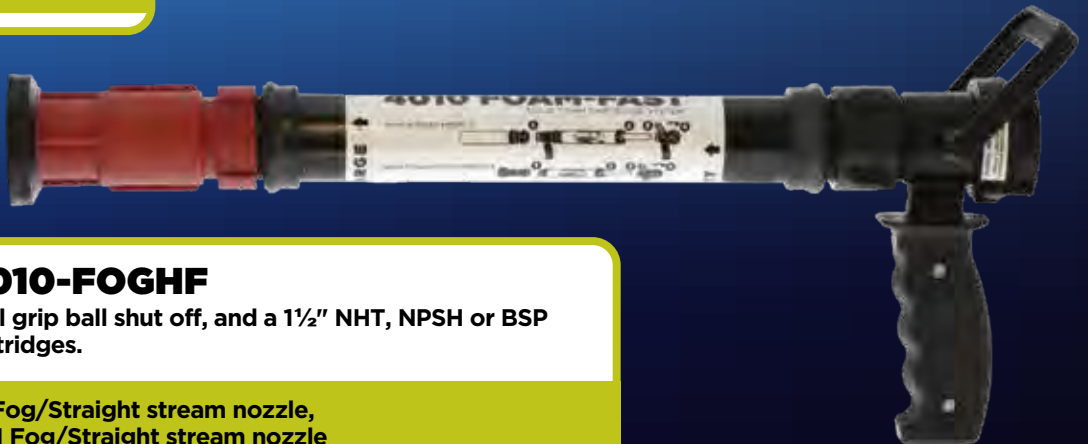

4010-8L

Mixer, shut off and 8 GPM nozzle, uses 12" cartridges ¾" GHT

4010-FOGLF & 4010-FOGHF

Comprised of: A mixer, pistol grip ball shut off, and a 1½" NHT, NPSH or BSP thread type and uses 12" cartridges.

4010-FOGLF	15-50 GPM Fog/Straight stream nozzle,
4010-FOGHF	50-100 GPM Fog/Straight stream nozzle



FOAM SYSTEMS

FOAM EDUCTORS WITH FIXED CHECK VALVE

Fits 1½" hose lines and are available in 5 flow rates. Comes with standard Check valve set for a fixed 1% education ratio. Check valves are available, upon request, for 0.5% or 3% education rates. Match to Scotty aspirating Nozzles of the same flow rate. Can be mounted at the pump or in End of the Line position. Maximum downstream hose length of 150' when mounted at the pump.

4060-15	15 GPM Foam Eductor
4060-30	30 GPM Foam Eductor
4060-50	50 GPM Foam Eductor
4060-70	70 GPM Foam Eductor
4060-95	95 GPM Foam Eductor



VARIABLE CHECK VALVE

Designed to fit all Scotty 4060 Eductors. Controls the percentage of foam concentrate. Seven control positions: OFF, 0.2%, 0.5%, 0.7%, 1%, 2% and 3%. Suitable for education of Class A and Class B (AFFF) foam concentrates. They can be retrofitted onto Scotty 4060 Eductors. When ordering check valves, the flow rate of the eductors must be specified. Custom settings are available, please call for details.

Kit includes: Foam Eductor with variable check valve and 4062PICKUP5

4060-15VKIT	15 GPM
4060-30VKIT	30 GPM
4060-50VKIT	50 GPM

FOAM PICKUP HOSE SYSTEMS

4062SPK18
4' hose with 18" suction tube pickup hose system



4062PICKUP5
5 gallon pickup hose system



FOAM EDUCATOR & MIXER

AROUND THE PUMP FOAM SYSTEM

GPM	15	30	50	70	95	200
FOAM %	0.15	1/2	3/4	1	1 1/2	2
	0.30	1	1 1/2	2	2 1/2	3 3/4
	0.75	2	3	4	4 1/2	6 3/4
	1	3	4 1/2	5 1/2	7	9 1/2
	3	7	8 1/2	9 1/2	N/A	N/A
DIAL TURN	1/4	1/2	3/4	1	1 1/2	2
	1/2	1	1 1/2	2	2 1/2	3 3/4
	1	2	3	4	4 1/2	6 3/4
	2	3	4 1/2	5 1/2	7	9 1/2
	5	7	8 1/2	9 1/2	N/A	N/A



4171KIT AROUND THE PUMP FOAM EDUCATOR & MIXER KIT

Educts foam concentrate into hose lines through a pump's suction and discharge sides. Will educt concentrates at percentages of 0% to 3.75% at flow rates from 15 to 125 GPM at 100 PSI. Maximum operating pressure of 300 PSI. Includes an 18" pressure hose and a 48" foam pickup hose. Use stock code 4171KIT to include one 1 1/2" Cast Aluminum Connecting Tee and one 2" Cast Aluminum Connecting Tee.

4072KIT MINI FOAM EDUCATOR & MIXER KIT

Around the Pump foam system for smaller portable water pumps. Like the larger 4171, the unit is mounted between the discharge and suction side of a pump. The 4072KIT comes with two 1 1/2" NPSH cast aluminum swivel tees. Set for preset eduction ratios of: OFF .2%, .5%, .7% and 1%. The 4072 is available for flow rates of: 15, 30 and 50 GPM.

AROUND THE PUMP COMBINATIONS/OPTIONS

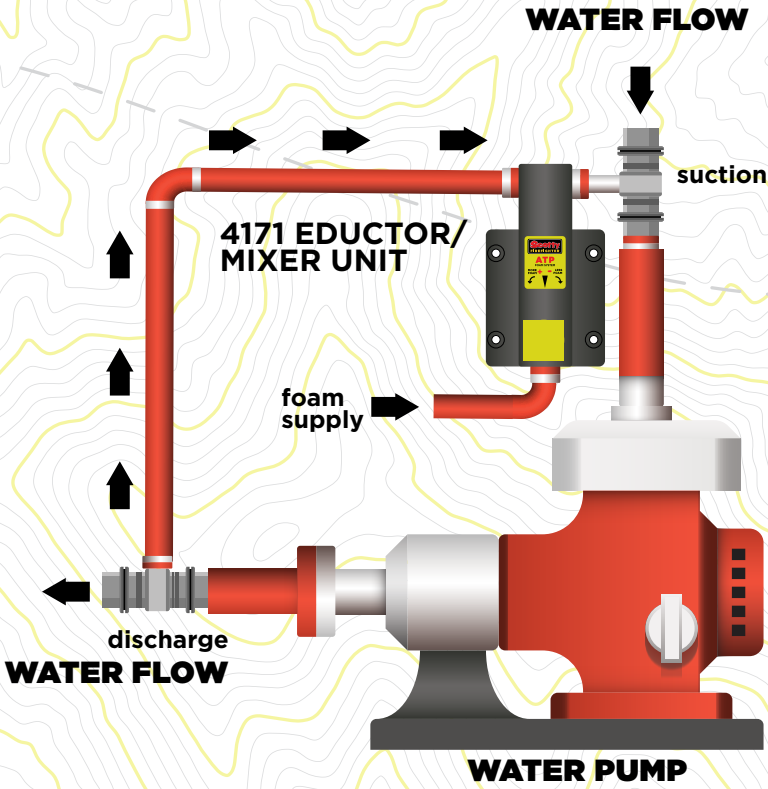
- 4171 Foam Educator with pressure & foam pickup hoses
- 4171KIT Foam Educator with pressure & foam pickup hoses and 2 connecting tees
- 4171-NH Foam Educator only

MINI FOAM EDUCATOR WITH PRESSURE & FOAM PICKUP HOSES

- 4072-15 15 GPM
- 4072-30 30 GPM
- 4072-50 50 GPM

MINI FOAM EDUCATOR, WITH PRESSURE & FOAM PICKUP HOSES & 2 CONNECTION TEES

- 4072-15KIT 15 GPM
- 4072-30KIT 30 GPM
- 4072-50KIT 50 GPM



FOAM NOZZLES



PENETRATOR NOZZLE

1/4" tip opening for penetrating deep into the forest duff. Tip opening can be bored out for higher flow. Includes double female fitting to provide female thread connection. 1 1/2" (38 mm) NH, NPSH or BSP threads. Maximum operating pressure 150 PSI.

- 4005A 1 1/2" NHT
- 4005B 1 1/2" BSP
- 4005C 1 1/2" NPSH

SMOOTH BORE NOZZLE

Direct a solid stream of water to its maximum reach with the pressure available. Manufactured from engineering grade polymers. Very lightweight, extremely durable and absolutely corrosion proof. Available in 50 GPM and 100 GPM sizes. 1 1/2" Female NPSH, NH or BSP threads. Maximum operating pressure 150 PSI.

- 4032-50 50 GPM 1 1/2" NPSH
- 4032-50A 50 GPM 1 1/2" NHT
- 4032-50B 50 GPM 1 1/2" BSP
- 4032-100 100 GPM 1 1/2" NPSH
- 4032-100A 100 GPM 1 1/2" NHT
- 4032-100B 100 GPM 1 1/2" BSP

REVOLVER MULTI-FLOW NOZZLE

Outer barrel rotates easily to provide flow rates of 3, 6, 9 and 12 GPM. Also includes off setting. Suitable for Class A or Class B Foams. 1.5" Female NPSH, NH or BSP Threads. Maximum operating pressure 150 PSI.

- 4044-NP 1 1/2" NPSH
- 4044A-YF 1 1/2" NHT
- 4044B-YF 1 1/2" BSP
- 4044-YF-QC 1 1/2" NPSH WITH QTQC

ASPIRATING NOZZLES

Manufactured from engineering grade, composite polymers for durability at the fire scene. All 1 1/2" Scotty aspirating Nozzles include a double female connector, NPSH, NHT or BSP.

NOZZLE	INLET TYPE	FLOW RATE	REACH OF STREAM	MAX. PRESSURE
4003	GHT female	3 GPM 11.36 LPM at 60 PSI	25 ft/8 m at 60 PSI	200 PSI
4015	GHT female	8 GPM 30.3 LPM at 60 PSI	35 ft/10 m at 60 PSI	200 PSI
4020	NPSH, NHT or BSP	15 GPM 56.8 LPM at 100 PSI	60 ft/18 m at 100 PSI	200 PSI
4025	NPSH, NHT or BSP	30 GPM 113.6 LPM at 100 PSI	60 ft/18 m at 100 PSI	200 PSI
4030	NPSH, NHT or BSP	50 GPM 189.3 LPM at 100 PSI	60 ft/18 m at 100 PSI	200 PSI
4031	NPSH, NHT or BSP	50 GPM 189.3 LPM at 100 PSI	60 ft/18 m at 100 PSI	200 PSI



COMBINATION NOZZLES



**4039-MX
MEDIUM EXPANSION (MX)
FOAM ATTACHMENT**
Designed to fit the Scotty 4035, 4037 and 4038 Fog Nozzles. Also fits the UFS 1575 Fog Nozzle. Generates a thick stream of medium expansion foam for car or tire fires, haz-mat or any situation where a thick and smothering foam blanket is required. Quickly lays down a foam firebreak for forest and grassland fires.

**4039MX-LF
NOZZLE WITH MX
ATTACHMENT**
4039MX-HF
MX Foam attachment with 4038-HF
4039MX-LF
MX Foam Attachment with 4038-LF



**4004-YF-50
ROCKET NOZZLE WITH
SHUT OFF**
Adjustable nozzle produces super fine jet stream and a full cone fog spray. 3/4" full flow shut off valve included. Standard 3/4" Female GHT. Flows at 1.25 GPM in straight stream. Effective reach of stream 30' (9 m) Jet, 15' (4.5 m) full cone. Made of corrosion proof, glass fibre filled nylon with brass shut off.

FIRE GEL KITS



**4037-LF
FOG/STRAIGHT STREAM
NOZZLE WITH D-HANDLE
PISTOL GRIP SHUT OFFS**
Use with In Line Foam Eductors (with no shut off capability) Available in high flow (50-100 GPM) and low flow (15-50 GPM). 4037 units include a Pistol-grip, ball shut off. Suitable for Class A and Class B foams. Comes with 1 1/2" NHT, NPSH or BSP swivel connections. For the nozzle only (with no shut off capability), use stock codes: 4035-HF and 4035-LF.



4047-3



4075-GEL15



4047-PP30

FOG/STRAIGHT STREAM			
Applicators for all brands of aqueous fire fighting Gels, like Barricade®, Phos-Chek®, Thermo-Gel® and No-Char. Scotty makes the most economical, effective and easy to use gel delivery Systems available today.			
4035-HF	50 GPM to 100 GPM	1.5" NPSH	
4035-HFA	50 GPM to 100 GPM	1.5" NHT	
4035-LF	15 GPM to 50 GPM	1.5" NPSH	
4035-LFA	15 GPM to 50 GPM	1.5" NHT	
4038-HF	50 GPM to 100 GPM	1.5" NPSH	
4038-HFA	50 GPM to 100 GPM	1.5" NHT	
4038-LF	15 GPM to 50 GPM	1.5" NPSH	
4038-LFA	15 GPM to 50 GPM	1.5" NHT	

**HF=High flow rate 50-100 GPM
LF=Low flow rate 15-50 GPM**

FIRE GEL APPLICATOR KITS	
Applicators for all brands of aqueous fire fighting Gels, like Barricade®, Phos-Chek®, Thermo-Gel® and No-Char. Scotty makes the most economical, effective and easy to use gel delivery Systems available today.	
4047-3	3 GPM for 3 1/4" hose lines
4075-GEL15	15 GPM for 1 1/2" hose lines
4047-PP30	30 GPM 1 1/2" hose lines

WRENCHES & FIREFIGHTING TOOLS

4577-YF SPANNER/GAS WRENCH

Used to tighten and loosen 1" (25 mm) to 3" (76 mm) hose coupler fittings. Made from tough GRP in a high visibility yellow colour. Opens standard 70 mm caps on 5 gallon foam concentrate containers. Includes a municipal gas and oxygen tank shut off. Spark and corrosion proof, with quick release snap hook. Weighs just 2 ¾ oz (79 g) and is 7½" (190 mm) long.

4580 WRENCH BRACKET


Mounting Bracket for the Scotty 4578 and 4579 Wrenches. Simple snap clip secures Wrench in place on a wall or in a cabinet, etc. Can be installed vertically, horizontally or at virtually any angle.

4578-YF-61 & 4578-YF DRUM & PAIL WRENCH

Opens and closes the caps found on standard 5 gallon foam pails. Works for the large and small bungs on 55 gallon drums. Made of GRP in high visibility yellow and is spark and corrosion proof. Fits optional 4580 Mounting Bracket Weighs 6.5 oz (185 g) and is 10" (254 mm) long. 4578-YF-61 opens 61 mm lids.

4579-YF SUPER SPANNER HYDRANT WRENCH

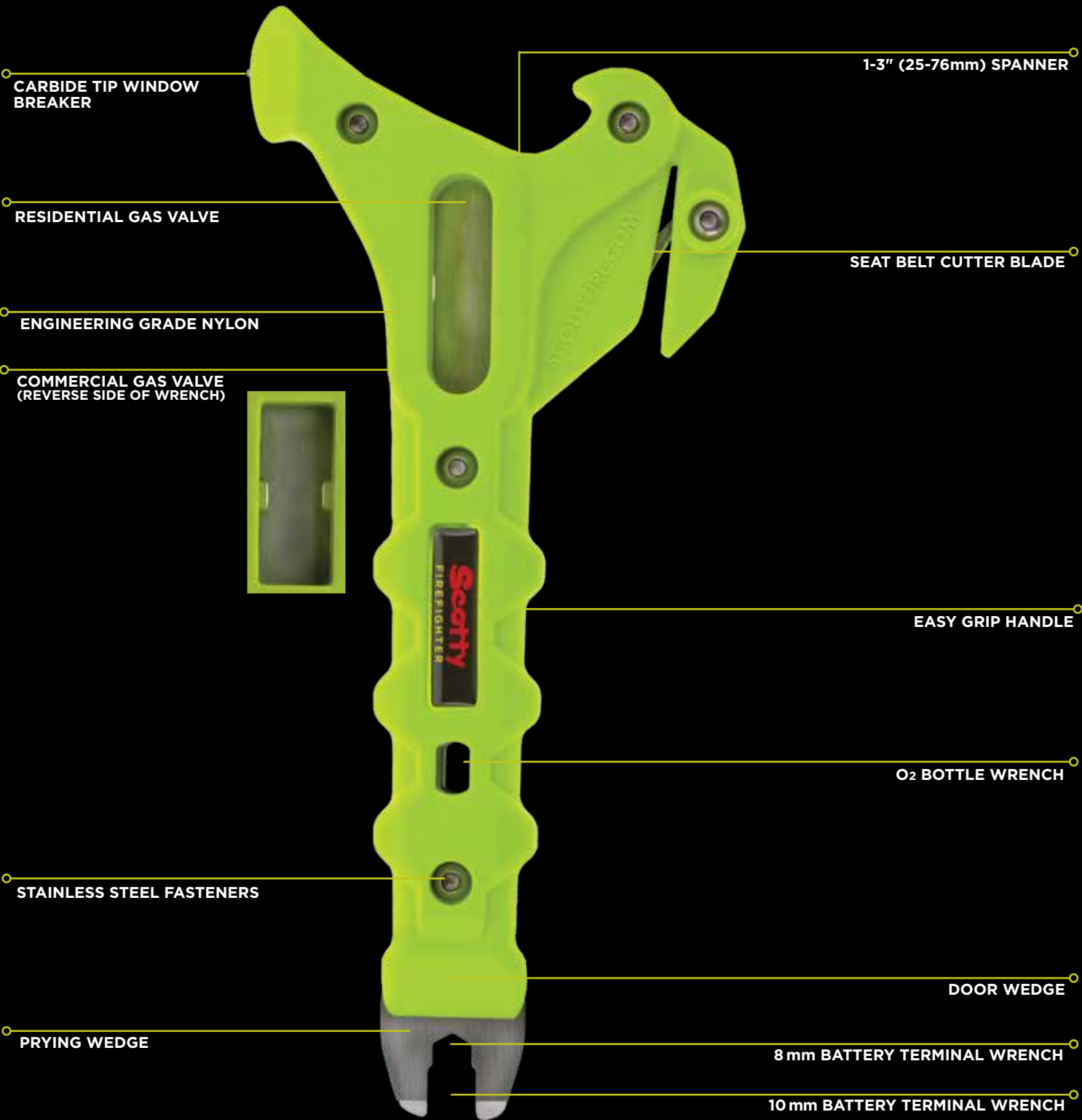
Operates standard 1 ½" and 1 ¼" pentagon fire hydrant nuts. Opens large and small bungs on 55 gallon drums. Fits hose couplers ranging from 3" (76 mm) up to 7" (178 mm). 4 and 5" Stortz fittings. Opens standard 70 mm caps on 5 gallon foam concentrate containers. Municipal gas cock shut off. Oxygen tank shut off and quick release snap hook. Fits optional 4580 Mounting Bracket Weighs 14 oz (400 g) and is 17 ¾" (450 mm) long.



ALL IN ONE RESCUE WRENCH

4576 ALL IN ONE RESCUE WRENCH

Whether you are securing hoses, controlling valves, or performing emergency rescues, the Rescue Wrench provides firefighters with the confidence and precision needed to get the job done safely and effectively. Ideal for fire departments, rescue teams, and emergency response units.



ADAPTERS, CONNECTORS & VALVES

WATER THIEF-NC

4040-YF-NC
4040A-YF-NC
4040B-YF-NC

NPSH
NHT
BSP



WATER THIEF
Fits onto 1 1/2" hose line to provide an extra 3/4" GHT outlet. Made of high visibility, light weight GRP. Ideal for sprinkler and forestry mop up operations.

3-WAY VALVE

4050-YF-NC
4050A-YF-NC
4050B-YF-NC

NPSH
NHT
BSP



3-WAY VALVE NPSH THREADS
Valve handle accepts Stortz adapters. Durable construction, made of GRP. Built in weep feature prevents silt blockage. 3 x 1 1/2" male NHT. Rated for 300 PSI safe working pressure.

WATER THIEF-SO

4040-YF-SO
4040A-YF-SO
4040B-YF-SO

NPSH
NHT
BSP



WATER THIEF WITH SHUT OFF
4040 Water Thief with the addition of a 3/4" GHT brass shut off.



4050QC3 3-WAY VALVE
Comes with 1/4 turn quick connects. Rated for 300 PSI safe working pressure.



4040-QC-SO WATER THIEF WITH 1/4 TURN CONNECTORS
Water Thief with 1/4 turn quick connects and 3/4" brass shut off valve.



4055-YF-NC 3-WAY CONNECTOR
Similar to the 4050, without valve. 3 x 1 1/2" male NHT. Available with Forestry 1/4 Turn Quick Connects affixed, stock code 4055QC3. Rated for 300 PSI safe working pressure.



CONNECTORS & VALVES

PISTOL GRIP BALL SHUT OFF

Lightweight, easy-grip ball shut off valve. Finger grooved hand grips for better comfort. Connects to 1 1/2" fire hose, or with a 4082/4083 reducer, a 1" hose line. Manufactured from tough, corrosion free, glass reinforced polymers. Available in NH (4080A), NPSH or BSP(4080B) threads.

- 4080** 1 1/2" Female NPSH Inlet and 1 1/2" Male NPSH outlet
- 4080A** 1 1/2" Female NHT Inlet and 1 1/2" Male NHT outlet

D-HANDLE BALL SHUT OFF

Same feature as the pistol grip ball shut off without the grip.

- 4081** 1 1/2" Female NPSH Inlet and 1 1/2" Male NPSH outlet
- 4081A** 1 1/2" Female NHT Inlet and 1 1/2" Male NHT outlet



4080



4081



QUICK CONNECT & SQUALL WALL

QUARTER TURN QUICK CONNECT

Used by Forestry Crews for decades to connect hose lays quickly. Made of GRP, they are durable, lightweight and will never corrode or seize like traditional aluminum QTQC's. Eliminates problems associated with incompatible threads and speeds the connecting of hoses, nozzles and appliances.

- QUICK CONNECT**
- 4089M

Quick Connect x 1½" Male NPSH (black)
- 4089F

Quick Connect x 1½" Female NPSH (black)
- 4089YM

Quick Connect x 1½" Male NPSH (yellow)
- 4089YF

Quick Connect x 1½" Female NPSH (yellow)

- SQUALL WALL**
- Appliance for a pressured water line, creates a wall of water to help wet and protect. Can create a wall of water 40' wide and 20' high. Secure with three screws or a single spike in the ground. Flow rates available: 15, 30 and 50 GPM. Available with 1½" male or with female threads (with double female connector).
- 4056-15

15 GPM

4056-30

30 GPM

4056-50

50 GPM

4056-15F

15 GPM

4056-30F

30 GPM

4056-50F

50 GPM

4056-15QC

15 GPM

4056-30QC

30 GPM

4056-50QC

50 GPM



- 4051

1½" CONNECTING TEE

1½" x 1½" x 1½" connecting tees available in NPSH, NH or BSP threads. Available with rigid 1½" female inlet (4051 & 4051A) or a swivel 1½" female inlet (4051SWV & 4051SWVA)

ADAPTERS, CONNECTORS & REDUCERS

All Scotty Firefighter's adapters, connectors and reducers are made from tough, lightweight engineering grade polymers. They are very durable and resistant to corrosion.

- FEMALE/MALE ADAPTER**
- 4084

1½" Female NPSH x 1½" Male NHT
- 4084AC

1½" Female NHT x 1½" Male NPSH
- FEMALE/FEMALE CONNECTOR**
- 4085

1½" NPSH x 1½" NPSH
- FEMALE/FEMALE SWIVEL CONNECTOR**
- 4086

1½" NPSH x 1½" NHT
- 4086AA

1½" NHT x 1½" NHT
- FEMALE/FEMALE SWIVEL CONNECTOR**
- 4087

1½" NPSH x 1½" NPSH
- FEMALE/MALE REDUCER**
- 4076

1½" Female NPSH x 1" Male NHT
- 4076-34

1½" Female NPSH x ¾" Male GHT
- FEMALE/FEMALE REDUCER**
- 4076-34F

1½" Female NPSH x ¾" Female GHT
- FEMALE/MALE REDUCER**
- 4077

1½" Female NHT x 1" Male NHT
- 4077-34

1½" Female NHT x ¾" Male GHT
- FEMALE/FEMALE REDUCER**
- 4077-34F

1½" Female NHT x ¾" Female GHT
- MALE/FEMALE REDUCER**
- 4082

1½" Male NHT x 1" Female NHT
- 4082AC

1½" Male NHT x 1" Female NPSH
- MALE/FEMALE REDUCER**
- 4083

1½" Male NPSH x 1" Female NPSH
- FEMALE/FEMALE REDUCER**
- 4085-2

2" NPSH x 1½" NPSH



FIREFIGHTING EXTRAS



4782
LIFESAVER WHISTLE
Newly designed synthetic peas will not absorb moisture or freeze. ABS plastic will not stick to mouth in cold weather.



4301BK/4301YL
TARP CLIPS
Powerful locking jaws provide ultimate gripping power. Also sold in boxes of 48 as product code 4300BK/YL.



4100
3/4" Forestry Hose Winder
Easily winds up 50' flat hose line. Drains and cleans debris as it winds up creating a tight roll for tidy storage.



4093
RESCUE ROPE THROW BAG
High Visibility, 660lb test, buoyant rope.



4540
FUEL CAN VACCUM RELIEF VALVE
For use with 1/4" hose.



FIND SCOTTY
FIREFIGHTER DEALER



149
TABLET HOLDER
Made to withstand heavy use in harsh environments. Varying temperatures, constant UV exposure, is no match for the engineering-grade material. Allows for width adjustments between 5 3/4" and 9" wide.



139
PHONE HOLDER
Positioning and securing your device has never been more effortless and reliable with an easy grip knob that allows for width adjustments securing devices between 2 3/4" and 3 3/4" wide. Four mounts included.



TRACK MOUNT



POST MOUNT



RAIL MOUNT



**4576 ALL IN ONE
RESCUE WRENCH**

See page 25 for more details

SCOTTY FIREFIGHTER

2065 Henry Ave West
Sidney, British Columbia,
Canada V8L 5Z6

Phone 250 656 8102
Toll Free 1 800 214 0141
Fax 250 656 8126
Email info@scottysfire.com

scottysfire.com

